

MAINSTREET TECHNOLOGIES

TORONTONIANS BACK ADDITION TO SCARBOROUGH SUBWAY

January 12th, 2015. A new Mainstreet Technologies poll finds 53% of Torontonians back a fourth stop for the Scarborough Subway while they are split on Mayor John Tory's decision to study garbage privatization instead of moving forward immediately. With 2,320 respondents, the poll has a margin of error of +/- 2.03%.

Tory leads both City Council and local councillors in approval with a 73% approval rating. This compares to City Council at 51% and Torontonians view of their local councillor at 61%.

"Mayor John Tory's honeymoon is in full swing" said Mainstreet Technologies President, Quito Maggi. "But the public is not fully onside with his view on the Scarborough Subway and they are split on his decision to delay garbage privatization instead of taking immediate action as he promised in the election. Over half of Torontonians want the fourth stop for Scarborough even after hearing about the price tag. Nevertheless, there is a tremendous amount of goodwill for this mayor."

Mainstreet Technologies asked Torontonians; "Toronto City Council has approved a 3 stop subway for Scarborough. There have been suggestions to add an extra stop to create a 4 stop subway for an additional cost of \$100-150 million. Do you approve or disapprove of adding an extra stop?" 67% of Scarborough residents are in favour - support was lowest in Etobicoke and Downtown at 45%.

"It's not surprising to see widespread support in Scarborough but the fact is the rest of the city is in favour of this project too. City Council may not want to debate this again but the majority of Torontonians want that extra stop," Maggi finished.

-30-

For more information or further comment:

David Valentin, Media Relations
(613) 698-5524 - david@mainstreettechnologies.ca


Methodology

The poll surveyed a random sample of 2,320 Torontonians by Interactive Voice Response (IVR) on January 11th, 2014. Margins of error are larger for sub samples.

About Mainstreet Technologies

Mainstreet Technologies is an emerging national public research firm. With 20 years of political experience at all three levels of government, President and CEO Quito Maggi is a respected commentator on Canadian public affairs.

Mainstreet has provided accurate snapshots of public opinion, having predicted a majority PC government in Alberta, a majority Liberal government in British Columbia and a majority Liberal government in Ontario. Most recently it was the most accurate pollster in the 2014 Toronto election.



APPROVAL & DISAPPROVAL - QUICK STATS

MARGIN OF ERROR: +/- 2.03, 19/20
TOTAL RESPONDENTS: 2,320

	TOTAL APPROVAL	T. DISAPPROVAL	NOT SURE
JOHN TORY	73%	19%	8%
CITY COUNCIL	51%	29%	20%
LOCAL COUNCILLOR	61%	26%	12%

APPROVAL & DISAPPROVAL - JOHN TORY

Do you approve or disapprove of the way John Tory is handling his job as Mayor?

AGE & GENDER BREAKDOWN


	18-34	35-49	50-64	65+	Male	Female
STRONGLY APPROVE	37%	55%	47%	50%	42%	53%
SOMEWHAT APPROVE	34%	22%	24%	24%	27%	26%
SOMEWHAT DISAPPROVE	8%	12%	13%	8%	10%	11%
STRONGLY DISAPPROVE	17%	5%	6%	5%	14%	3%
NOT SURE	3%	6%	10%	13%	7%	8%
SAMPLE	352	488	832	648	1040	1280

BY BOROUGH

	D.TOWN	SCAR.	ETOB.	N. YORK
STRONGLY APPROVE	49%	52%	29%	52%
SOMEWHAT APPROVE	36%	26%	28%	13%
SOMEWHAT DISAPPROVE	5%	9%	23%	11%
STRONGLY DISAPPROVE	3%	4%	14%	15%
NOT SURE	7%	9%	5%	9%
SAMPLE	760	592	536	432

TOTAL APPROVAL	73%
TOTAL DISAPPROVAL	19%
NOT SURE	8%

CONT. NEXT PAGE



APPROVAL & DISAPPROVAL - GARBAGE PRIVATIZATION

John Tory promised during the election campaign to privatize garbage collection east of Yonge Street immediately but is now studying the issue instead. Do you approve or disapprove of his decision?


AGE & GENDER BREAKDOWN

	18-34	35-49	50-64	65+	Male	Female
STRONGLY APPROVE	21%	37%	34%	28%	24%	28%
SOMEWHAT APPROVE	11%	23%	3%	24%	19%	15%
SOMEWHAT DISAPPROVE	28%	27%	16%	18%	16%	24%
STRONGLY DISAPPROVE	16%	4%	31%	20%	28%	17%
NOT SURE	25%	9%	17%	10%	13%	16%
SAMPLE	352	488	832	648	1040	1280

BY BOROUGH

	D.TOWN	SCAR.	ETOB.	N. YORK
STRONGLY APPROVE	33%	21%	11%	33%
SOMEWHAT APPROVE	21%	15%	18%	15%
SOMEWHAT DISAPPROVE	12%	38%	33%	8%
STRONGLY DISAPPROVE	21%	18%	31%	21%
NOT SURE	13%	8%	7%	25%
SAMPLE	760	592	536	432

TOTAL APPROVAL	43%
TOTAL DISAPPROVAL	42%
NOT SURE	14%



APPROVAL & DISAPPROVAL - SCARBOROUGH SUBWAY

Toronto City Council has approved a 3 stop subway for Scarborough. There have been suggestions to add an extra stop to create a 4 stop subway for an additional cost of \$100-150 million. Do you approve or disapprove of adding an extra stop?


AGE & GENDER BREAKDOWN

	18-34	35-49	50-64	65+	Male	Female
STRONGLY APPROVE	57%	33%	29%	22%	24%	28%
SOMEWHAT APPROVE	7%	11%	23%	28%	19%	15%
SOMEWHAT DISAPPROVE	17%	22%	19%	14%	16%	24%
STRONGLY DISAPPROVE	9%	19%	15%	18%	28%	17%
NOT SURE	11%	15%	14%	18%	13%	16%
SAMPLE	352	488	832	648	1040	1280

BY BOROUGH

	D.TOWN	SCAR.	ETOB.	N. YORK
STRONGLY APPROVE	25%	56%	25%	40%
SOMEWHAT APPROVE	20%	11%	20%	15%
SOMEWHAT DISAPPROVE	19%	19%	11%	21%
STRONGLY DISAPPROVE	17%	7%	29%	11%
NOT SURE	20%	7%	15%	13%
SAMPLE	760	592	536	432

TOTAL APPROVAL	53%
TOTAL DISAPPROVAL	33%
NOT SURE	14%



MAINSTREET TECHNOLOGIES

APPROVAL & DISAPPROVAL - CITY COUNCIL

Thinking about Toronto City Council, do you approve or disapprove of the way it is handling its job?


AGE & GENDER BREAKDOWN

	18-34	35-49	50-64	65+	Male	Female
STRONGLY APPROVE	6%	28%	14%	14%	15%	16%
SOMEWHAT APPROVE	36%	32%	37%	37%	40%	30%
SOMEWHAT DISAPPROVE	18%	18%	19%	19%	16%	21%
STRONGLY DISAPPROVE	18%	3%	12%	9%	18%	3%
NOT SURE	22%	19%	18%	22%	11%	29%
SAMPLE	352	488	832	648	1040	1280

BY BOROUGH

	D.TOWN	SCAR.	ETOB.	N. YORK
STRONGLY APPROVE	13%	25%	6%	17%
SOMEWHAT APPROVE	41%	29%	35%	34%
SOMEWHAT DISAPPROVE	15%	28%	28%	10%
STRONGLY DISAPPROVE	6%	3%	16%	18%
NOT SURE	25%	16%	15%	21%
SAMPLE	760	592	536	432

TOTAL APPROVAL	51%
TOTAL DISAPPROVAL	29%
NOT SURE	20%



MAINSTREET TECHNOLOGIES

APPROVAL & DISAPPROVAL - LOCAL COUNCILLOR

Thinking about your local city councillor, do you approve or disapprove of the way they are handling their job?

AGE & GENDER BREAKDOWN

	18-34	35-49	50-64	65+	Male	Female
STRONGLY APPROVE	39%	38%	28%	27%	31%	36%
SOMEWHAT APPROVE	22%	22%	29%	44%	32%	25%
SOMEWHAT DISAPPROVE	32%	21%	17%	12%	19%	23%
STRONGLY DISAPPROVE	0%	7%	10%	5%	8%	3%
NOT SURE	7%	12%	16%	12%	11%	13%
SAMPLE	352	488	832	648	1040	1280

BY BOROUGH

	D.TOWN	SCAR.	ETOB.	N. YORK
STRONGLY APPROVE	37%	39%	16%	35%
SOMEWHAT APPROVE	28%	30%	37%	32%
SOMEWHAT DISAPPROVE	17%	17%	27%	25%
STRONGLY DISAPPROVE	4%	8%	6%	5%
NOT SURE	14%	6%	14%	13%
SAMPLE	760	592	536	432

TOTAL APPROVAL	61%
TOTAL DISAPPROVAL	26%
NOT SURE	12%